


Round 1 : Queensland Raceway : April 5 & 6

SUPERSPORT
Race 1

 Date: 06/04/14
 Event: R12
 Weather: Fine & mainly sunny - 28.1C
 Track: Dry - Temp: 49.5C

 Started at: 11:18:06
 Laps: 17
 Starters: 18
 Printed at: 11:43

PROVISIONAL CLASSIFICATION

Pos	No	Gr	Name	Machine	Laps	Race Time	Behind	Fastest Lap	On Lap
1	1	A	Daniel FALZON (SA) / Caterpillar / YRD / Yamaha	Yamaha YZF-R6	17	20:38.474		1:11.874	6
2	41	A	Aiden WAGNER (QLD) / Wagner Soil Testing / YRD / XXX Rated Suspension	Yamaha YZF-R6	17	20:43.013	4.539	1:12.282	5
3	50	A	Callum SPRIGGS (QLD) / Hydro Construction / Allsite Concrete Cutting / XXX Rated Susp.	Yamaha YZF-R6	17	20:43.116	4.642	1:12.058	4
4	82	A	Chris QUINN (NSW) / Coopers Pale Ale / Yamaha / Holmes Extractive Resources	Yamaha YZF-R6	17	21:01.877	23.403	1:13.571	6
5	67	D	Brenton HYDE (NSW) / Coopers Pale Ale / Yamaha	Yamaha YZF-R6	17	21:19.113	40.639	1:14.576	5
6	68	A	Mitch LEVY (NSW) / Velyn Graham M-cycles	Yamaha YZF-R6	17	21:19.939	41.465	1:14.570	15
7	58	B	Anthony QUINN (NSW) / Coopers Pale Ale / Yamaha / Holmes Extractive Resources	Yamaha YZF-R6	17	21:37.232	58.758	1:14.832	5
8	30	D	Kane BURNS (NSW)	Suzuki GSX-R	17	21:48.734	1:10.260	1:15.691	2
9	66	D	Harrison COX (QLD)	Yamaha YZF-R6	16	20:43.765	1 Lap	1:16.446	13
10	27	D	Craig BENTLEY (QLD)	Yamaha YZF-R6	16	20:56.162	1 Lap	1:17.066	10
11	74	C	Cam RUSSELL (VIC)	Yamaha YZF-R6	16	20:58.036	1 Lap	1:17.840	14
12	5	C	Callum ALDERSON (VIC) / Signpro / NZI Helmets / Cassons / Dainese / Moto V8 Big Knobs	Yamaha YZF-R6	16	21:03.760	1 Lap	1:17.695	11
13	46	C	Steven RELPH (QLD) / A1 Race Paints / Race Art	Yamaha YZF-R6	16	21:12.476	1 Lap	1:18.335	5
14	60	D	James GREENSILL (QLD) / Team Moto / Greensill Motorsport	Kawaskai ZX6R	16	21:13.937	1 Lap	1:18.363	3
15	29	D	Cameron WEBSTER (QLD)	Honda CBR RR	15	20:53.045	2 Laps	1:21.514	2
DNF	17	C	Sam LAMBERT (NT) / Sam Lambert Racing / Gold Coast Triumph / Bolt Action	Triumph 675 R	16	19:27.426	1 Lap	1:12.114	12
DNF	98	C	Aaron LINHAM (WA)	Suzuki GSX-R	7	10:03.877	10 Laps	1:22.715	2
DNF	4	D	Joshua LEONARD (QLD) / Ascot Demolition / BBA Marine / Clarke Signs	Yamaha YZF-R6	2	2:41.216	15 Laps	1:17.547	2


Fastest Lap was 1:11.874 by Daniel FALZON (SA)

Current race lap record for SS class - 1:11.212 by Jamie STAUFFER (NSW) on a Yamaha YZF-R6 set on 13/07/08

The results are provisional until the end of the time limit for protests and appeals.

Chief Time Keeper - Scott Laing

Clerk of Course - Tom Williams


 Computime Race Timing Systems Pty Ltd © 1996
 Licensed to Computime Race Timing Systems
www.computime.com.au
COMPUTIME RACE TIMING SYSTEMS PTY LTD
 9 Timber Lane, Glen Waverley, Vic 3150. Ph : 0418 17 13 17
 E-mail : scott@computime.com.au


2014

AirRoad

ASBK
SUPERBIKE CHAMPIONSHIPSieq
EVENTSMOTORCYCLING
AUSTRALIA
www.ma.org.au

PIRELLI

Round 1 : Queensland Raceway : April 5 & 6

MOTUL

SUPERSPORT


Race 1

Date: 06/04/14
Event: R12
Weather: Fine & mainly sunny - 28.1C
Track: Dry - Temp: 49.5CStarted at: 11:18:06
Laps: 17
Starters: 18
Printed at: 11:43

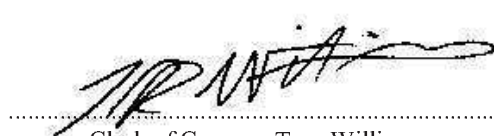
PROVISIONAL LAP TIMES

No	Name	Lap 1	Lap 2	Lap 3	Lap 4	Lap 5	Lap 6	Lap 7	Lap 8	Lap 9	Lap 10
1	Daniel FALZON (SA)	1:17.889	1:13.146	1:13.148	1:12.010	1:12.558	1:11.874	1:12.227	1:12.150	1:12.194	1:11.974
10		1:12.137	1:12.452	1:12.828	1:12.193	1:12.851	1:13.063	1:13.780			
4	Joshua LEONARD (QLD)	1:23.669	1:17.547								
5	Callum ALDERSON (VIC)	1:25.625	1:19.852	1:18.867	1:18.306	1:18.520	1:18.680	1:18.573	1:18.758	1:18.613	1:17.955
10		1:17.695	1:18.026	1:18.393	1:18.408	1:18.752	1:18.737				
17	Sam LAMBERT (NT)	1:18.733	1:12.954	1:12.780	1:12.435	1:12.205	1:12.337	1:12.413	1:13.036	1:12.790	1:12.604
10		1:12.701	1:12.114	1:12.458	1:12.961	1:12.395	1:12.510				
27	Craig BENTLEY (QLD)	1:24.573	1:17.359	1:18.223	1:18.836	1:17.967	1:17.365	1:17.836	1:17.735	1:17.471	1:17.066
10		1:17.182	1:17.537	1:17.172	1:20.525	1:19.532	1:19.783				
29	Cameron WEBSTER (QLD)	1:28.050	1:21.514	1:22.498	1:22.264	1:22.949	1:23.302	1:22.552	1:23.863	1:22.727	1:23.241
10		1:23.045	1:23.592	1:22.796	1:24.007	1:26.645					
30	Kane BURNS (NSW)	1:21.931	1:15.691	1:15.998	1:16.537	1:16.742	1:17.027	1:17.171	1:16.831	1:16.891	1:16.757
10		1:16.869	1:16.360	1:16.555	1:16.054	1:16.348	1:17.014	1:17.958			
41	Aiden WAGNER (QLD)	1:17.830	1:13.418	1:12.744	1:12.700	1:12.282	1:12.372	1:12.392	1:12.790	1:12.821	1:12.753
10		1:13.111	1:12.496	1:13.472	1:12.737	1:12.841	1:12.782	1:13.472			
46	Steven RELPH (QLD)	1:25.753	1:18.969	1:18.749	1:18.449	1:18.335	1:18.612	1:18.580	1:18.688	1:19.452	1:18.765
10		1:18.553	1:21.037	1:19.554	1:19.412	1:19.585	1:19.983				
50	Callum SPRIGGS (QLD)	1:18.049	1:13.398	1:12.898	1:12.058	1:12.170	1:12.202	1:13.292	1:12.768	1:12.775	1:12.510
10		1:12.599	1:12.559	1:13.949	1:12.806	1:13.169	1:12.490	1:13.424			
58	Anthony QUINN (NSW)	1:21.024	1:15.181	1:15.474	1:15.167	1:14.832	1:14.995	1:15.110	1:15.451	1:15.607	1:15.732
10		1:16.161	1:16.502	1:16.534	1:17.219	1:16.720	1:16.955	1:18.568			
60	James GREENSILL (QLD)	1:25.072	1:19.223	1:18.363	1:19.817	1:19.240	1:18.380	1:18.548	1:18.925	1:18.942	1:18.840
10		1:19.494	1:19.685	1:20.060	1:19.805	1:19.446	1:20.097				
66	Harrison COX (QLD)	1:25.999	1:18.520	1:18.325	1:16.972	1:17.652	1:17.679	1:17.149	1:17.217	1:16.646	1:16.632
10		1:16.465	1:16.573	1:16.446	1:16.590	1:17.795	1:17.105				
67	Brenton HYDE (NSW)	1:20.349	1:15.098	1:14.590	1:14.801	1:14.576	1:14.876	1:15.061	1:15.090	1:15.156	1:15.160
10		1:14.650	1:15.111	1:15.209	1:15.092	1:14.714	1:14.943	1:14.637			
68	Mitch LEVY (NSW)	1:20.075	1:15.937	1:15.329	1:15.209	1:14.622	1:14.729	1:14.881	1:14.635	1:14.853	1:14.721
10		1:15.868	1:14.693	1:14.738	1:14.797	1:14.570	1:15.246	1:15.036			
74	Cam RUSSELL (VIC)	1:23.990	1:18.132	1:18.037	1:18.351	1:18.727	1:18.224	1:18.015	1:18.261	1:18.580	1:18.119
10		1:18.207	1:17.962	1:18.068	1:17.840	1:18.414	1:19.109				
82	Chris QUINN (NSW)	1:19.019	1:14.011	1:13.678	1:13.639	1:13.663	1:13.571	1:13.757	1:14.265	1:13.864	1:14.130
10		1:13.863	1:13.729	1:13.819	1:13.787	1:14.259	1:14.243	1:14.580			
98	Aaron LINHAM (WA)	1:28.864	1:22.715	1:24.641	1:25.564	1:26.426	1:28.044	1:27.623			


The results are provisional until the end of the time limit for protests and appeals.



Chief Time Keeper - Scott Laing



Clerk of Course - Tom Williams

Computime Race Timing Systems Pty Ltd © 1996
Licensed to Computime Race Timing Systems
www.computime.com.auCOMPUTIME RACE TIMING SYSTEMS PTY LTD
9 Timber Lane, Glen Waverley, Vic 3150. Ph : 0418 17 13 17
E-mail : scott@computime.com.au

2014






Round 1 : Queensland Raceway : April 5 & 6

SUPERSPORT
Race 1

Date: 06/04/14
 Event: R12
 Weather: Fine & mainly sunny - 28.1C
 Track: Dry - Temp: 49.5C

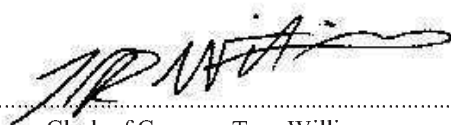
Started at: 11:18:06
 Laps: 17
 Starters: 18
 Printed at: 11:43

PROVISIONAL SPLIT TIMES

Lap	Split 1	Split 2	Split 3	Split 4	Lap Time	Lap	Split 1	Split 2	Split 3	Split 4	Lap Time
1 Daniel FALZON (SA) (1st)						16	26.628	34.021	18.088		1:18.737
1	29.191	32.102	16.596		1:17.889						
2	24.577	32.102	16.467		1:13.146						
3	24.348	32.236	16.564		1:13.148						
4	24.254	31.317	16.439		1:12.010						
5	24.263	31.846	16.449		1:12.558						
6	24.119	31.316	16.439		1:11.874						
7	24.262	31.321	16.644		1:12.227						
8	24.299	31.361	16.490		1:12.150						
9	24.540	31.169	16.485		1:12.194						
10	24.188	31.248	16.538		1:11.974						
11	24.329	31.271	16.537		1:12.137						
12	24.389	31.400	16.663		1:12.452						
13	24.633	31.658	16.537		1:12.828						
14	24.221	31.362	16.610		1:12.193						
15	24.316	31.975	16.560		1:12.851						
16	24.531	31.816	16.716		1:13.063						
17	24.662	31.806	17.312		1:13.780						
						17 Sam LAMBERT (NT) (DNF)					
						1	30.070	32.059	16.604		1:18.733
						2	24.156	32.181	16.617		1:12.954
						3	24.059	32.062	16.659		1:12.780
						4	24.167	31.787	16.481		1:12.435
						5	24.146	31.576	16.483		1:12.205
						6	24.060	31.851	16.426		1:12.337
						7	24.009	31.560	16.844		1:12.413
						8	24.251	31.856	16.929		1:13.036
						9	24.281	31.911	16.598		1:12.790
						10	24.277	31.630	16.697		1:12.604
						11	24.417	31.639	16.645		1:12.701
						12	24.121	31.373	16.620		1:12.114
						13	24.277	31.603	16.578		1:12.458
						14	24.384	31.655	16.922		1:12.961
						15	24.281	31.460	16.654		1:12.395
						16	24.388	31.500	16.622		1:12.510
4 Joshua LEONARD (QLD) (DNF)						27 Craig BENTLEY (QLD) (10th)					
1	31.303	34.666	17.700		1:23.669	1	32.137	34.392	18.044		1:24.573
2	25.634	34.262	17.651		1:17.547	2	25.699	33.817	17.843		1:17.359
5 Callum ALDERSON (VIC) (12th)						3	26.362	33.688	18.173		1:18.223
1	32.238	35.044	18.343		1:25.625	4	26.567	34.499	17.770		1:18.836
2	26.699	35.114	18.039		1:19.852	5	26.422	33.957	17.588		1:17.967
3	26.063	34.789	18.015		1:18.867	6	25.817	33.719	17.829		1:17.365
4	25.952	34.355	17.999		1:18.306	7	26.017	33.964	17.855		1:17.836
5	26.240	34.373	17.907		1:18.520	8	25.754	33.629	18.352		1:17.735
6	25.986	34.319	18.375		1:18.680	9	26.034	33.771	17.666		1:17.471
7	26.324	34.330	17.919		1:18.573	10	25.729	33.791	17.546		1:17.066
8	26.229	34.319	18.210		1:18.758	11	25.768	33.662	17.752		1:17.182
9	26.163	34.286	18.164		1:18.613	12	26.047	33.537	17.953		1:17.537
10	26.052	34.028	17.875		1:17.955	13	25.648	33.554	17.970		1:17.172
11	26.053	33.699	17.943		1:17.695	14	26.120	35.805	18.600		1:20.525
12	26.064	33.791	18.171		1:18.026	15	26.008	34.965	18.559		1:19.532
13	25.884	34.422	18.087		1:18.393	16	26.442	35.342	17.999		1:19.783
14	26.137	34.091	18.180		1:18.408	29 Cameron WEBSTER (QLD) (15th)					
15	26.093	34.295	18.364		1:18.752						



Chief Time Keeper - Scott Laing



Clerk of Course - Tom Williams




Computime Race Timing Systems Pty Ltd © 1996

Licensed to Computime Race Timing Systems

www.computime.com.au
COMPUTIME RACE TIMING SYSTEMS PTY LTD

9 Timber Lane, Glen Waverley, Vic 3150. Ph : 0418 17 13 17

 E-mail : scott@computime.com.au


2014

AirRoad®

ASBK
SUPERBIKE CHAMPIONSHIPSieq
EVENTSMOTORCYCLING
AUSTRALIA
www.ma.org.au

PIRELLI

Round 1 : Queensland Raceway : April 5 & 6

MOTUL

SUPERSPORT

Race 1

Started at: 11:18:06

Laps: 17

Starters: 18

Printed at: 11:43

Date: 06/04/14

Event: R12

Weather: Fine & mainly sunny - 28.1C

Track: Dry - Temp: 49.5C

PROVISIONAL SPLIT TIMES

Lap	Split 1	Split 2	Split 3	Split 4	Lap Time	Lap	Split 1	Split 2	Split 3	Split 4	Lap Time
1	33.205	36.260	18.585		1:28.050	4	24.491	31.738	16.471		1:12.700
2	27.116	35.669	18.729		1:21.514	5	24.017	31.720	16.545		1:12.282
3	27.010	36.704	18.784		1:22.498	6	24.157	31.658	16.557		1:12.372
4	27.307	36.168	18.789		1:22.264	7	24.077	31.591	16.724		1:12.392
5	27.538	36.544	18.867		1:22.949	8	24.344	31.697	16.749		1:12.790
6	27.441	37.025	18.836		1:23.302	9	24.432	31.760	16.629		1:12.821
7	27.431	36.240	18.881		1:22.552	10	24.455	31.553	16.745		1:12.753
8	27.650	37.386	18.827		1:23.863	11	24.605	31.848	16.658		1:13.111
9	27.677	36.256	18.794		1:22.727	12	24.185	31.624	16.687		1:12.496
10	27.625	36.414	19.202		1:23.241	13	24.176	32.489	16.807		1:13.472
11	27.929	36.320	18.796		1:23.045	14	24.296	31.719	16.722		1:12.737
12	27.525	37.171	18.896		1:23.592	15	24.543	31.589	16.709		1:12.841
13	27.314	36.628	18.854		1:22.796	16	24.460	31.627	16.695		1:12.782
14	27.447	36.560	20.000		1:24.007	17	24.838	31.798	16.836		1:13.472
15	29.798	37.633	19.214		1:26.645						

30 Kane BURNS (NSW) (8th)

1	31.064	33.487	17.380		1:21.931
2	25.375	33.104	17.212		1:15.691
3	25.363	33.392	17.243		1:15.998
4	25.696	33.414	17.427		1:16.537
5	25.667	33.560	17.515		1:16.742
6	25.806	33.888	17.333		1:17.027
7	25.997	33.695	17.479		1:17.171
8	26.049	33.410	17.372		1:16.831
9	25.880	33.581	17.430		1:16.891
10	26.013	33.254	17.490		1:16.757
11	26.003	33.460	17.406		1:16.869
12	25.937	33.137	17.286		1:16.360
13	25.952	33.372	17.231		1:16.555
14	25.645	33.113	17.296		1:16.054
15	25.728	33.227	17.393		1:16.348
16	26.200	33.452	17.362		1:17.014
17	26.500	33.796	17.662		1:17.958

41 Aiden WAGNER (QLD) (2nd)


1	29.242	31.774	16.814		1:17.830
2	24.560	32.328	16.530		1:13.418
3	24.229	31.854	16.661		1:12.744

46 Steven RELPH (QLD) (13th)

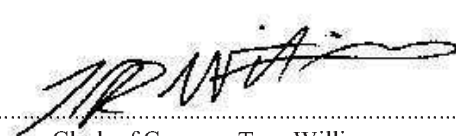
1	32.164	35.483	18.106		1:25.753
2	26.264	34.484	18.221		1:18.969
3	26.105	34.719	17.925		1:18.749
4	25.764	34.779	17.906		1:18.449
5	25.833	34.566	17.936		1:18.335
6	25.922	34.628	18.062		1:18.612
7	26.004	34.573	18.003		1:18.580
8	26.023	34.536	18.129		1:18.688
9	26.284	35.032	18.136		1:19.452
10	26.048	34.856	17.861		1:18.765
11	25.979	34.396	18.178		1:18.553
12	26.340	36.519	18.178		1:21.037
13	26.155	35.106	18.293		1:19.554
14	26.217	35.049	18.146		1:19.412
15	26.353	35.048	18.184		1:19.585
16	26.443	35.256	18.284		1:19.983

50 Callum SPRIGGS (QLD) (3rd)

1	29.224	32.248	16.577		1:18.049
2	24.488	32.427	16.483		1:13.398
3	24.075	32.138	16.685		1:12.898
4	24.161	31.486	16.411		1:12.058
5	24.113	31.635	16.422		1:12.170



Chief Time Keeper - Scott Laing



Clerk of Course - Tom Williams



Computime Race Timing Systems Pty Ltd © 1996


Licensed to Computime Race Timing Systems

www.computime.com.au

COMPUTIME RACE TIMING SYSTEMS PTY LTD

9 Timber Lane, Glen Waverley, Vic 3150. Ph : 0418 17 13 17

E-mail : scott@computime.com.au



2014



Round 1 : Queensland Raceway : April 5 & 6



SUPERSPORT

Race 1

Date: 06/04/14
 Event: R12
 Weather: Fine & mainly sunny - 28.1C
 Track: Dry - Temp: 49.5C

Started at: 11:18:06
 Laps: 17
 Starters: 18
 Printed at: 11:43

PROVISIONAL SPLIT TIMES

Lap	Split 1	Split 2	Split 3	Split 4	Lap Time	Lap	Split 1	Split 2	Split 3	Split 4	Lap Time
6	24.283	31.493	16.426		1:12.202	7	26.190	34.571	17.787		1:18.548
7	24.236	32.201	16.855		1:13.292	8	26.103	34.977	17.845		1:18.925
8	24.246	31.797	16.725		1:12.768	9	26.155	34.720	18.067		1:18.942
9	24.156	31.969	16.650		1:12.775	10	26.036	34.769	18.035		1:18.840
10	24.316	31.604	16.590		1:12.510	11	25.967	35.064	18.463		1:19.494
11	24.348	31.754	16.497		1:12.599	12	26.010	35.687	17.988		1:19.685
12	24.276	31.808	16.475		1:12.559	13	26.196	35.368	18.496		1:20.060
13	24.209	33.121	16.619		1:13.949	14	26.443	35.012	18.350		1:19.805
14	24.320	31.830	16.656		1:12.806	15	26.205	34.870	18.371		1:19.446
15	24.479	31.997	16.693		1:13.169	16	26.616	35.284	18.197		1:20.097
16	24.310	31.619	16.561		1:12.490						
17	24.616	32.130	16.678		1:13.424						
58 Anthony QUINN (NSW) (7th)						66 Harrison COX (QLD) (9th)					
1	30.852	32.928	17.244		1:21.024	1	32.439	35.480	18.080		1:25.999
2	25.104	32.738	17.339		1:15.181	2	26.360	34.295	17.865		1:18.520
3	25.093	33.049	17.332		1:15.474	3	25.932	34.365	18.028		1:18.325
4	25.135	32.775	17.257		1:15.167	4	25.851	33.468	17.653		1:16.972
5	25.179	32.559	17.094		1:14.832	5	25.553	34.404	17.695		1:17.652
6	25.239	32.669	17.087		1:14.995	6	25.804	33.951	17.924		1:17.679
7	25.269	32.729	17.112		1:15.110	7	25.595	33.739	17.815		1:17.149
8	25.380	32.825	17.246		1:15.451	8	25.654	33.829	17.734		1:17.217
9	25.489	32.899	17.219		1:15.607	9	25.639	33.337	17.670		1:16.646
10	25.500	32.974	17.258		1:15.732	10	25.777	33.318	17.537		1:16.632
11	25.561	33.198	17.402		1:16.161	11	25.712	33.143	17.610		1:16.465
12	25.893	33.181	17.428		1:16.502	12	25.672	33.206	17.695		1:16.573
13	25.740	33.310	17.484		1:16.534	13	25.598	33.185	17.663		1:16.446
14	25.620	33.793	17.806		1:17.219	14	25.605	33.335	17.650		1:16.590
15	25.685	33.496	17.539		1:16.720	15	25.990	34.016	17.789		1:17.795
16	25.838	33.662	17.455		1:16.955	16	25.932	33.470	17.703		1:17.105
17	26.736	33.660	18.172		1:18.568						
60 James GREENSILL (QLD) (14th)						67 Brenton HYDE (NSW) (5th)					
1	31.783	35.263	18.026		1:25.072	1	30.172	33.021	17.156		1:20.349
2	26.649	34.553	18.021		1:19.223	2	25.385	32.503	17.210		1:15.098
3	26.182	34.202	17.979		1:18.363	3	25.058	32.412	17.120		1:14.590
4	25.967	35.208	18.642		1:19.817	4	25.117	32.686	16.998		1:14.801
5	26.005	35.185	18.050		1:19.240	5	25.041	32.589	16.946		1:14.576
6	25.729	34.537	18.114		1:18.380	6	25.251	32.511	17.114		1:14.876
						7	25.263	32.592	17.206		1:15.061
						8	25.367	32.619	17.104		1:15.090
						9	25.380	32.732	17.044		1:15.156

Scott Laing

Chief Time Keeper - Scott Laing


Tom Williams

Clerk of Course - Tom Williams



Computime Race Timing Systems Pty Ltd © 1996
 Licensed to Computime Race Timing Systems
www.computime.com.au

COMPUTIME RACE TIMING SYSTEMS PTY LTD
 9 Timber Lane, Glen Waverley, Vic 3150. Ph : 0418 17 13 17
 E-mail : scott@computime.com.au



2014






Round 1 : Queensland Raceway : April 5 & 6

SUPERSPORT
Race 1

 Started at: **11:18:06**

 Laps: **17**


 Starters: **18**

 Printed at: **11:43**

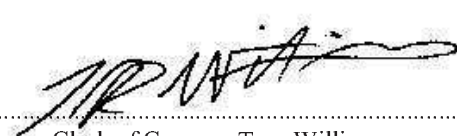
 Date: **06/04/14**
 Event: **R12**
 Weather: **Fine & mainly sunny - 28.1C**
 Track: **Dry - Temp: 49.5C**
PROVISIONAL SPLIT TIMES

Lap	Split 1	Split 2	Split 3	Split 4	Lap Time	Lap	Split 1	Split 2	Split 3	Split 4	Lap Time
10	25.448	32.671	17.041		1:15.160	10	26.344	33.899	17.876		1:18.119
11	25.276	32.317	17.057		1:14.650	11	26.364	34.021	17.822		1:18.207
12	25.192	32.782	17.137		1:15.111	12	26.204	34.018	17.740		1:17.962
13	25.187	32.712	17.310		1:15.209	13	26.324	33.933	17.811		1:18.068
14	25.375	32.648	17.069		1:15.092	14	25.924	34.019	17.897		1:17.840
15	25.109	32.526	17.079		1:14.714	15	26.317	34.204	17.893		1:18.414
16	25.215	32.786	16.942		1:14.943	16	26.734	34.481	17.894		1:19.109
17	25.223	32.497	16.917		1:14.637						
68 Mitch LEVY (NSW) (6th)						82 Chris QUINN (NSW) (4th)					
1	29.851	32.977	17.247		1:20.075	1	29.782	32.304	16.933		1:19.019
2	25.467	33.144	17.326		1:15.937	2	24.775	32.438	16.798		1:14.011
3	25.102	32.918	17.309		1:15.329	3	24.741	32.196	16.741		1:13.678
4	25.087	33.010	17.112		1:15.209	4	24.943	31.970	16.726		1:13.639
5	24.881	32.659	17.082		1:14.622	5	24.977	32.031	16.655		1:13.663
6	24.842	32.668	17.219		1:14.729	6	24.891	31.972	16.708		1:13.571
7	25.018	32.746	17.117		1:14.881	7	24.902	32.034	16.821		1:13.757
8	24.947	32.560	17.128		1:14.635	8	25.058	32.275	16.932		1:14.265
9	24.980	32.837	17.036		1:14.853	9	24.961	32.023	16.880		1:13.864
10	24.869	32.729	17.123		1:14.721	10	24.934	32.222	16.974		1:14.130
11	24.956	33.779	17.133		1:15.868	11	25.000	32.067	16.796		1:13.863
12	25.075	32.620	16.998		1:14.693	12	24.933	32.057	16.739		1:13.729
13	24.882	32.740	17.116		1:14.738	13	24.868	32.191	16.760		1:13.819
14	25.025	32.751	17.021		1:14.797	14	24.852	32.115	16.820		1:13.787
15	24.890	32.641	17.039		1:14.570	15	24.875	32.390	16.994		1:14.259
16	25.023	33.145	17.078		1:15.246	16	25.158	32.244	16.841		1:14.243
17	24.929	32.582	17.525		1:15.036	17	25.278	32.428	16.874		1:14.580
74 Cam RUSSELL (VIC) (11th)						98 Aaron LINHAM (WA) (DNF)					
1	31.189	34.515	18.286		1:23.990	1	33.378	36.698	18.788		1:28.864
2	26.056	34.269	17.807		1:18.132	2	27.287	36.429	18.999		1:22.715
3	26.212	33.825	18.000		1:18.037	3	27.739	37.430	19.472		1:24.641
4	26.322	34.203	17.826		1:18.351	4	28.136	37.928	19.500		1:25.564
5	26.559	34.468	17.700		1:18.727	5	29.065	37.668	19.693		1:26.426
6	26.034	34.262	17.928		1:18.224	6	28.934	38.298	20.812		1:28.044
7	26.080	34.135	17.800		1:18.015	7	28.993	38.367	20.263		1:27.623
8	26.183	34.120	17.958		1:18.261						
9	26.294	34.320	17.966		1:18.580						

The results are provisional until the end of the time limit for protests and appeals.



Chief Time Keeper - Scott Laing




Clerk of Course - Tom Williams


 Computime Race Timing Systems Pty Ltd © 1996
 Licensed to Computime Race Timing Systems

www.computime.com.au
COMPUTIME RACE TIMING SYSTEMS PTY LTD

9 Timber Lane, Glen Waverley, Vic 3150. Ph : 0418 17 13 17

 E-mail : scott@computime.com.au




Round 1 : Queensland Raceway : April 5 & 6



SUPERSPORT

Race 1

Date: 06/04/14
 Event: R12
 Weather: Fine & mainly sunny - 28.1C
 Track: Dry - Temp: 49.5C

Started at: 11:18:06
 Laps: 17
 Starters: 18
 Printed at: 11:43


PROVISIONAL FASTEST LAPS SEQUENCE

Lap	Race Pos	No	Name	Machine	Fastest Lap	On Lap
1	1	41	Aiden WAGNER (QLD)	Yamaha YZF-R6	1:17.830	1
2	1	1	Daniel FALZON (SA)	Yamaha YZF-R6	1:13.146	2
2	4	17	Sam LAMBERT (NT)	Triumph 675 R	1:12.954	2
3	1	41	Aiden WAGNER (QLD)	Yamaha YZF-R6	1:12.744	3
4	1	1	Daniel FALZON (SA)	Yamaha YZF-R6	1:12.010	4
6	1	1	Daniel FALZON (SA)	Yamaha YZF-R6	1:11.874	6

The results are provisional until the end of the time limit for protests and appeals.

Chief Time Keeper - Scott Laing

Clerk of Course - Tom Williams



2014



Round 1 : Queensland Raceway : April 5 & 6



SUPERSPORT

Race 1

Date: 06/04/14
 Event: R12
 Weather: Fine & mainly sunny - 28.1C
 Track: Dry - Temp: 49.5C

Started at: 11:18:06
 Laps: 17
 Starters: 18
 Printed at: 11:43

PROVISIONAL LAP SHEET


No	Lap Time	Gap	No	Lap Time	Gap	No	Lap Time	Gap	No	Lap Time	Gap	No	Lap Time	Gap
Lap 1			66	1:18.520	13.484	74	1:18.351	22.317	68	1:14.729	15.276	82	1:14.265	10.601
41	1:17.830		46	1:18.969	13.687	27	1:18.836	22.798	58	1:14.995	16.048	98	1:27.623	1 lap
1	1:17.889	.059	5	1:19.852	14.442	66	1:16.972	23.623	30	1:17.027	23.301	67	1:15.090	19.439
50	1:18.049	.219	29	1:21.514	18.529	46	1:18.449	25.727	27	1:17.365	33.698	68	1:14.635	20.415
17	1:18.733	.903	98	1:22.715	20.544	60	1:19.817	26.282	66	1:17.679	34.522	58	1:15.451	22.232
82	1:19.019	1.189	Lap 3			5	1:18.306	26.457	74	1:18.224	34.836	30	1:16.831	32.926
68	1:20.075	2.245	41	1:12.744		29	1:22.264	38.133	46	1:18.612	38.242	66	1:17.217	44.511
67	1:20.349	2.519	1	1:13.148	.191	98	1:25.564	45.591	5	1:18.680	39.225	27	1:17.735	44.892
58	1:21.024	3.194	50	1:12.898	.353	Lap 5			60	1:18.380	39.470	74	1:18.261	46.735
30	1:21.931	4.101	17	1:12.780	.475	50	1:12.170		29	1:23.302	59.952	46	1:18.688	51.133
4	1:23.669	5.839	82	1:13.678	2.716	1	1:12.558	.178	Lap 7			5	1:18.758	52.179
74	1:23.990	6.160	67	1:14.590	6.045	41	1:12.282	.401	1	1:12.227		60	1:18.925	52.566
27	1:24.573	6.743	68	1:15.329	7.349	17	1:12.205	.534	41	1:12.392	.886	Lap 9		
60	1:25.072	7.242	58	1:15.474	7.687	82	1:13.663	5.437	17	1:12.413	1.005	1	1:12.194	
5	1:25.625	7.795	30	1:15.998	9.628	67	1:14.576	10.841	50	1:13.292	1.215	41	1:12.821	2.153
46	1:25.753	7.923	27	1:18.223	16.163	68	1:14.622	12.599	98	1:28.044	1 lap	50	1:12.775	2.414
66	1:25.999	8.169	74	1:18.037	16.167	58	1:14.832	13.105	82	1:13.757	8.486	17	1:12.790	2.487
29	1:28.050	10.220	60	1:18.363	18.666	30	1:16.742	18.326	67	1:15.061	16.499	29	1:23.863	1 lap
98	1:28.864	11.034	66	1:18.325	18.852	27	1:17.967	28.385	68	1:14.881	17.930	82	1:13.864	12.271
Lap 2			46	1:18.749	19.479	74	1:18.727	28.664	58	1:15.110	18.931	67	1:15.156	22.401
1	1:13.146		5	1:18.867	20.352	66	1:17.652	28.895	30	1:17.171	28.245	68	1:14.853	23.074
41	1:13.418	.213	29	1:22.498	28.070	46	1:18.335	31.682	27	1:17.836	39.307	58	1:15.607	25.645
50	1:13.398	.412	98	1:24.641	32.228	5	1:18.520	32.597	66	1:17.149	39.444	30	1:16.891	37.623
17	1:12.954	.652	Lap 4			60	1:19.240	33.142	74	1:18.015	40.624	66	1:16.646	48.963
82	1:14.011	1.995	1	1:12.010		29	1:22.949	48.702	46	1:18.580	44.595	27	1:17.471	50.169
67	1:15.098	4.412	50	1:12.058	.210	98	1:26.426	59.637	5	1:18.573	45.571	74	1:18.580	53.121
68	1:15.937	4.977	41	1:12.700	.499	Lap 6			60	1:18.548	45.791	46	1:19.452	58.391
58	1:15.181	5.170	17	1:12.435	.709	1	1:11.874		29	1:22.552	1:10.277	5	1:18.613	58.598
30	1:15.691	6.587	82	1:13.639	4.154	50	1:12.202	.150	Lap 8			60	1:18.942	59.314
4	1:17.547	10.181	67	1:14.801	8.645	41	1:12.372	.721	1	1:12.150		Lap 10		
27	1:17.359	10.897	68	1:15.209	10.357	17	1:12.337	.819	41	1:12.790	1.526	1	1:11.974	
74	1:18.132	11.087	58	1:15.167	10.653	82	1:13.571	6.956	50	1:12.768	1.833	41	1:12.753	2.932
60	1:19.223	13.260	30	1:16.537	13.964	67	1:14.876	13.665	17	1:13.036	1.891	50	1:12.510	2.950

Scott Laing
 Chief Time Keeper - Scott Laing

Tom Williams
 Clerk of Course - Tom Williams



Computime Race Timing Systems Pty Ltd © 1996
 Licensed to Computime Race Timing Systems
www.computime.com.au
COMPUTIME RACE TIMING SYSTEMS PTY LTD
 9 Timber Lane, Glen Waverley, Vic 3150. Ph : 0418 17 13 17
 E-mail : scott@computime.com.au



2014



Round 1 : Queensland Raceway : April 5 & 6



SUPERSPORT

Race 1

Date: 06/04/14
 Event: R12
 Weather: Fine & mainly sunny - 28.1C
 Track: Dry - Temp: 49.5C

Started at: 11:18:06
 Laps: 17
 Starters: 18
 Printed at: 11:43

PROVISIONAL LAP CHART

Grid	1	2	3	4	5	6	7	8	9	10	11	12	13	14	15	16	17
41	41	1	41	1	50	1	1	1	1	1	1	1	1	1	1	1	1
1	1	41	1	50	1	50	41	41	41	41	50	17	17	17	17	17	41
50	50	50	50	41	41	41	17	50	50	50	17	50	41	41	41	41	50
17	17	17	17	17	17	17	50	17	17	17	41	41	50	50	50	50	82
82	82	82	82	82	82	82	82	82	82	82	82	82	82	82	82	82	67
67	68	67	67	67	67	67	67	67	67	67	67	67	67	67	67	67	68
58	67	68	68	68	68	68	68	68	68	68	68	68	68	68	68	68	58
68	58	58	58	58	58	58	58	58	58	58	58	58	58	58	58	58	30
4	30	30	30	30	30	30	30	30	30	30	30	30	30	30	30	30	
30	4	4	27	74	27	27	27	66	66	66	66	66	66	66	66	66	
66	74	27	74	27	74	66	66	27	27	27	27	27	27	27	27	27	
27	27	74	60	66	66	74	74	74	74	74	74	74	74	74	74	74	
60	60	60	66	46	46	46	46	46	46	5	5	5	5	5	5	5	
46	5	66	46	60	5	5	5	5	5	46	46	46	46	46	46	46	
5	46	46	5	5	60	60	60	60	60	60	60	60	60	60	60	60	
74	66	5	29	29	29	29	29	29	29	29	29	29	29	29	29	29	
98	29	29	98	98	98	98	98	98	98	98	98	98	98	98	98	98	
29	98	98															

The results are provisional until the end of the time limit for protests and appeals.

Scott Laing
 Chief Time Keeper - Scott Laing

Tom Williams
 Clerk of Course - Tom Williams



Computime Race Timing Systems Pty Ltd © 1996
 Licensed to Computime Race Timing Systems
www.computime.com.au
COMPUTIME RACE TIMING SYSTEMS PTY LTD
 9 Timber Lane, Glen Waverley, Vic 3150. Ph : 0418 17 13 17
 E-mail : scott@computime.com.au

